



# Acme Sanitary Ware Co. Ltd.


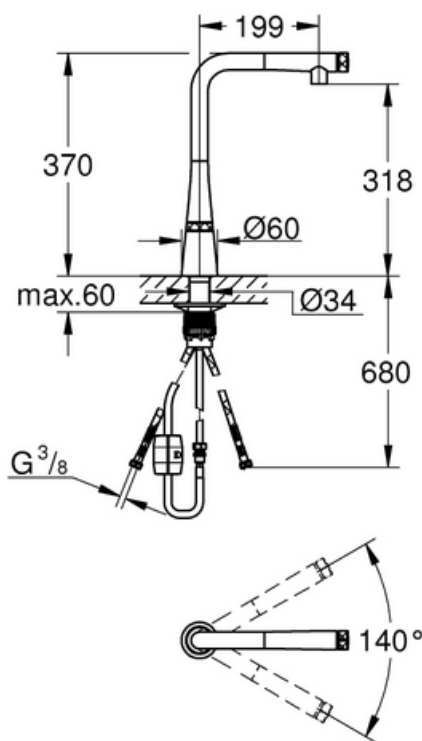


1/F, Acme Building, 22-28 Nanking Street, Kowloon, Hong Kong  
Tel: 2388 7171 Fax: 2710 8012  
Email: acme@acmesanitary.com.hk  
Website: www.acmesanitary.com.hk



Pure Freude  
an Wasser

PROJECT		REF		REV	ITEM CODE	
LOCATION		DATE			PAGE	

## SANITARY WARE SPECIFICATION SHEET

Item Descriptions	GROHE (Germany) "Essence" Chrome plated SmartControl sink mixer with pull-out mousseur; nominated flow rate <b>4.5 L/min</b> in WELS Grade 1; Registration No. TM 22-0176	Illustration/ Drawing
Dimensions	L199 x W60 x H370 mm	
Model	31593002	
Material / Finish	Metal and Plastic / Chrome Plated	
Manufacturer	GROHE Limited	
Supplier	Acme Sanitary Ware Co. Ltd	
Contact Tel/Fax	Mr. Eric Wong/ Mr. Don Yuen (852) 2388-7171 / (852) 2710-8012	
E-mail	acme@acmesanitary.com.hk	
Website	www.acmesanitary.com.hk	
<b>Product Description</b> <p>The Essence SmartControl kitchen mixer offers intuitive operation by pressing and turning. To start the water flow, simply push the on/off push button on the front of the spout, you can use your elbow or back of your hand, ideal for when your hands are full or dirty. Temperature is easily adjusted by turning the mixing valve located on the tap body. In addition, thanks to GROHE Magnetic Docking, the pull out spray head is gently returned to its original position by strong magnetic guidance after use.</p> <ul style="list-style-type: none"> <li>• single hole installation</li> <li>• <b>GROHE StarLight</b> chrome finish</li> <li>• pull-out spray with laminar</li> <li>• <b>GROHE Magnetic Docking</b> guarantees easy retraction and smooth docking of the spray head back to the starting position</li> <li>• <b>GROHE SmartControl</b> push for ON-OFF, turn for volume adjustment from EcoJoy to Full Flow</li> <li>• temperature adjustment by turning of mixing valve on body</li> <li>• swivel tubular spout</li> <li>• swivel area 140°</li> <li>• protected against backflow</li> <li>• flexible connection hoses</li> <li>• <b>GROHE QuickFix Plus</b> ultra fast and simple installation - no tools needed</li> <li>• <b>GROHE Zero</b> isolated inner water ways - lead and nickel free</li> </ul>		 
  <p>31593002      31593DC2</p>		<b>Colour options:</b> <ul style="list-style-type: none"> <li>002 I StarLight Chrome</li> <li>DC2 I SuperSteel</li> <li>DA2 I Warm Sunset</li> <li>A02 I Hard Graphite</li> <li>AL2 I Brushed Hard Graphite</li> <li>GL2 I Cool Sunrise</li> <li>GN2 I Brushed Cool Sunrise</li> <li>DL2 I Brushed Warm Sunset</li> <li>BE2 I Polished Nickel</li> <li>EN2 I Brushed Nickel</li> </ul>

Note:  <https://www.youtube.com/watch?v=1fvIwCCUMDO>



[https://images.victorianplumbing.co.uk/videos1/GROHE\\_Smart\\_Control.mp4](https://images.victorianplumbing.co.uk/videos1/GROHE_Smart_Control.mp4)

\* All information of the above is for the reference only. No prior notice is made if any changes.



**Acme Sanitary Ware Co. Ltd.**

1/F, Acme Building, 22-28 Nanking Street, Kowloon, Hong Kong

Tel: 2388 7171 Fax: 2710 8012

Email: acme@acmesanitary.com.hk

Website: www.acmesanitary.com.hk



Pure Freude  
an Wasser

PROJECT		REF		REV	ITEM CODE	
LOCATION		DATE			PAGE	

## SANITARY WARE SPECIFICATION SHEET

### QuickFix Plus

Pos.-nr.	Prod. description	Order-nr.
1	Pull out spray	48487000
1.1	Dirt strainer	0676800M
1.2	Non-return valve	08565000
1.3	Flow control set	48470000
2	Shower hose	48488000
3	Mounting set	48477000
4	Support plate	05334000
5	Non-return valve	45881000
6	Dirt strainer	0676800M



**Pull out spray head**  
for more comfort and flexibility



**Magnetic Docking**  
easy retraction of the spray head



**Push start control**  
Effortless even with your hands full



**Turn to adjust water volume +/-**



**Prexise tempratur control**  
With smooth body and unique styling

**Note:**

\* All information of the above is for the reference only. No prior notice is made if any changes.

註冊號碼 (Registration No.): TM 22-0176




自願參與用水效益標籤計劃 - 水龍頭  
Voluntary Water Efficiency Labelling Scheme - Water Taps



This is to certify that

將下列水龍頭在本計劃內註冊：  
has registered the following water tap under this scheme :

牌 子 / Brand	:	Grohe
型 號 / Model	:	31.593.002 + 400427040
種 類 / Type	:	Mixing
原產地 / Country or Region Origin	:	Portugal (Mixer) Germany (Flow Controller)

在用水效益標籤上展示的標誌 <i>Symbolic Presentation on the Water Efficiency Label</i>	:	 滴水點 <i>Water droplet(s)</i>
用水效益級別 <i>Water Efficiency Grade</i>	:	1
耗水量 <i>Water Consumption</i>	:	4.5 公升/分鐘 <i>litres/minute</i>

簽發日期: 26 August 2022  
Date of Issue:

 水務署  
Water Supplies Department



水務署署長(林麗恒代行)  
for Director of Water Supplies





水務署  
Water Supplies Department

總部 Headquarters

灣仔告士打道七號入境事務大樓 48 樓

Migration Tower, 7 Gloucester Road, Wan Chai, Hong Kong



本  
Our  
來函標號  
Your ref.

D 3321/2021 T/J(1857/2021)

電話

Tel.

傳真

Fax.

: 2824 0578

14 March 2022



**Approval of "GROHE" Sink Mixer  
(General Acceptance No. B20220003)**

Your letters ref. WRC/2723 and C-WSD/0892 dated 23 December 2021 and 14 February 2022 respectively refer.

It is noted that the fitting described below has been accepted by the United Kingdom Water Regulations Advisory Scheme (WRAS) to have complied with the requirements of the United Kingdom Water Supply (Water Fittings) Regulations / Scottish Water Byelaws when correctly installed. This Authority accepts that the fitting described below based on the WRAS certificate and test report ref. J26343Ar1 issued on 10 February 2022 by Nutek Systems (HK) Ltd. complies with, and its use when correctly installed does not contravene, the Waterworks Ordinance and Regulations.

**Name of Manufacturer:** Grohe AG

**Country of Origin:** Portugal

**Brand:** Grohe


**Details of Fitting:** Range of single hole, single outlet (swivel) combination tap assemblies with brass bodies (various finishes), incorporating a pull out spray with push button trigger assembly and dome type operating member. Maximum



working pressure 10.0 bar. Maximum operating temperature 60°C.

**Model:** 31.593.002

**Size:** 3/8"

**Body Markings:**  , design and engineering, Grohe Germany, date of manufacture (YYMM) Grohe ID made in label on body.

**WRAS Approval Number:** 2005321

**Installation Requirements:** R001, R009, R090  
(Appendix A of WRAS approval letter refers)

**Expiry Date:** 31 May 2025

In view of the acceptance by WRAS, this Authority has no objection to the use of the said fitting in fresh water plumbing systems subject to full adherence to Waterworks installation requirements. In particular, you are required to draw your customers' attention to the following installation requirements –

“Installation shall comply with the ‘Installation Requirements & Notes’ of the WRAS’s approval letter concerned.” AND

“The cold water supply to the fitting shall be drawn from the same source that supplies the hot water apparatus so as to provide a balanced pressure and to obviate the risk of scalding in the event of a restriction or failure in the water supply.”

A condition of this acceptance is that the fitting to be installed should be replicas of the sample certified by WRAS and no modification should be made to the fitting. This acceptance may be withdrawn at any time if the standard of the fitting installed fails to meet that of the approved sample or if the fitting is found to be unsuitable for use in fresh water plumbing systems.

This acceptance is only applicable to the main body of the fitting, unless otherwise specified.

For the use of the fitting in any project, the General Acceptance Number of this letter must be quoted as a means of identification of acceptance of the fitting by this Authority.

Should you have any enquiries, please contact our Engineer Ms Winnie LO at tel. no. 3583 4086.

Yours faithfully,



(YAU Hau Yin)  
for Director of Water Supplies

Encl.

c.c.      WSD 3321/1/82    ] - without catalogue  
             ME/MC            ] - with soft copy only